

**ARCHITECTURAL MOULDINGS & FEATURES**

**FOAM  
ALONE**

[www.foamalone.com.au](http://www.foamalone.com.au)  
Proudly Australian Made



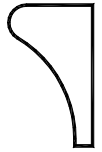
**FOAM  
ALONE**

products are supplied with a **Sandstone Finish**, constructed from a high grade polystyrene core with a breathable Polymer / Mineral based coating.



**FOAM  
ALONE**

Our **Architectural Mouldings** range, which includes **Bands, Sills, Window surrounds, Arches** are designed to compliment all rendered/**Granosite style** construction.



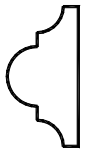
**FOAM  
ALONE**

The **Decorative Features** range of **Keystones, Vent Motifs, Rings, & Custom shapes** are intended for use in all styles of construction.



**FOAM  
ALONE**

has a wide range of shapes, but we can also produce **custom shapes to your own design**.



**FOAM  
ALONE**

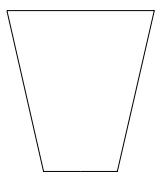
The latest technology, **computer-controlled equipment** enables us to cut to your exact specification.

**FOAM  
ALONE**

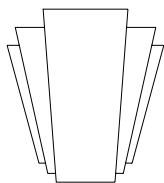
can also produce **specialised decorative shapes**, eg. **Palm Trees & Dolphins** for pool surrounds. Designs & shapes are only **limited by your imagination**.



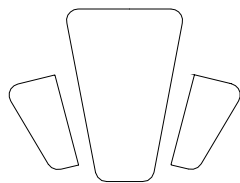
**DECORATIVE FEATURES**



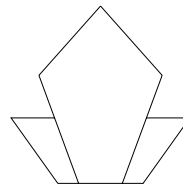
**K1**



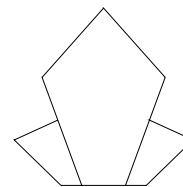
**K2**



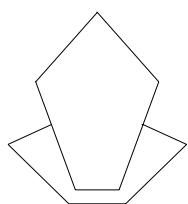
**K3**



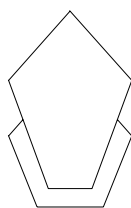
**K4**



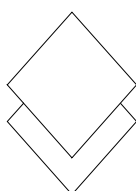
**K5**



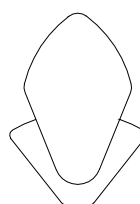
**K6**



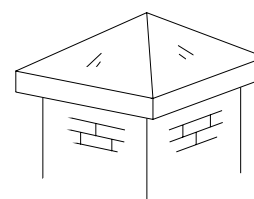
**K7**



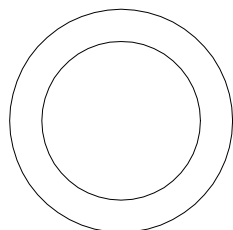
**K8**



**K9**



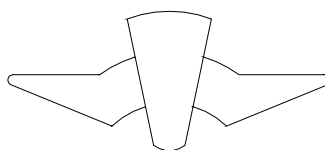
**Cap Stones**



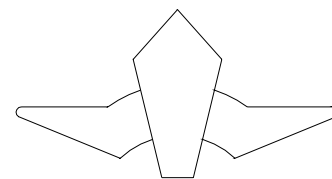
**RING1**



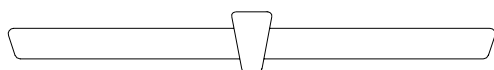
**TILE**



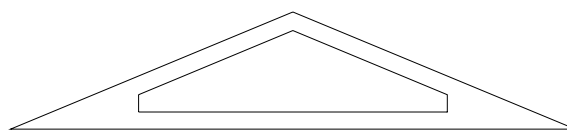
**DF2**



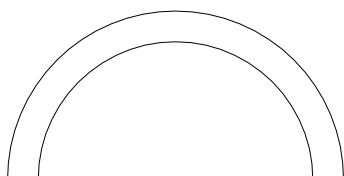
**DF3**



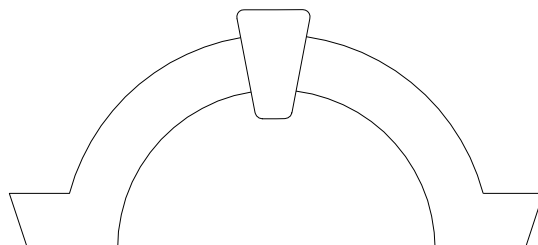
**DF1**



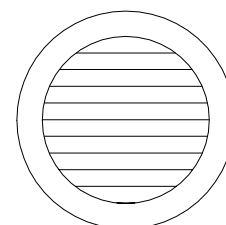
**TR1**



**ARC1**

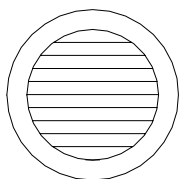


**ARC2**



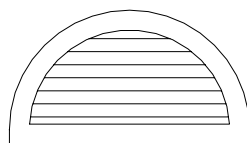
***We can produce your own custom designs !***

### VENT MOTIFS



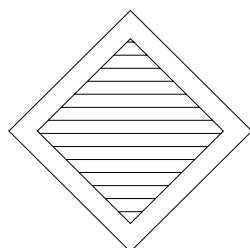
#### ROUND

**VR-500** ( 500dia.)  
**VR-600** ( 600dia.)  
**VR-700** ( 700dia.)




#### HALFROUND

**VH-600** ( 640x360)  
**VH-700** ( 740x420)  
**VH-800** ( 840x470)  
**VH-900** ( 940x520)



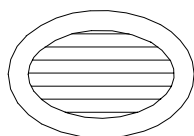
#### DIAMOND

**VD-500** ( 500 sides)  
**VD-600** ( 600 sides)  
**VD-700** ( 700 sides)



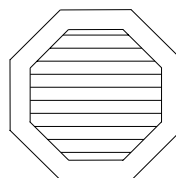
#### SQUARE

**VS-500** ( 500x500)  
**VS-600** ( 600x600)  
**VS-700** ( 700x700)



#### ELLIPSE

**VE-550** ( 550x380)  
**VE-650** ( 650x450)  
**VE-750** ( 750x520)



#### OCTAGONAL

**VO-500** ( 500x500)  
**VO-600** ( 600x600)  
**VO-700** ( 700x700)

### BANDS

#### Standard Mouldings



<b>SM100</b> 80 x 25mm	<b>SM250</b> 200 x 40mm
<b>SM110</b> 100 x 25mm	<b>SM260</b> 200 x 50mm
<b>SM120</b> 100 x 30mm	<b>SM270</b> 220 x 30mm
<b>SM130</b> 100 x 40mm	<b>SM280</b> 220 x 40mm
<b>SM140</b> 100 x 50mm	<b>SM290</b> 220 x 50mm
<b>SM150</b> 120 x 30mm	<b>SM300</b> 250 x 30mm
<b>SM160</b> 120 x 40mm	<b>SM310</b> 250 x 40mm
<b>SM170</b> 120 x 50mm	<b>SM320</b> 250 x 50mm
<b>SM180</b> 150 x 30mm	<b>SM330</b> 280 x 30mm
<b>SM190</b> 150 x 40mm	<b>SM340</b> 280 x 40mm
<b>SM200</b> 150 x 50mm	<b>SM350</b> 280 x 50mm
<b>SM210</b> 180 x 30mm	<b>SM360</b> 300 x 30mm
<b>SM220</b> 180 x 40mm	<b>SM370</b> 300 x 40mm
<b>SM230</b> 180 x 50mm	<b>SM380</b> 300 x 50mm
<b>SM240</b> 200 x 30mm	

#### Chamfered Mouldings

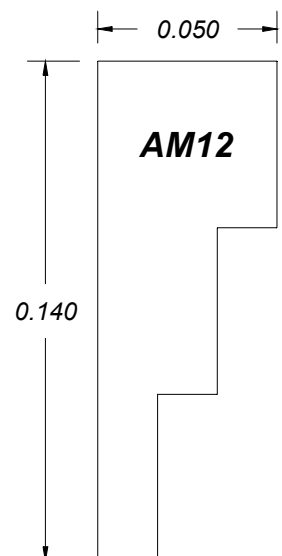
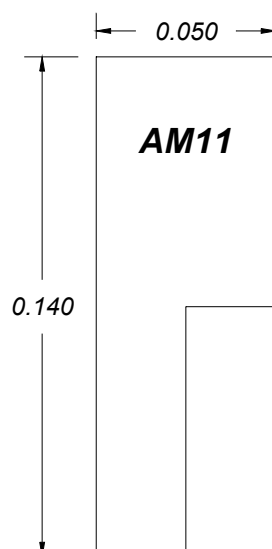
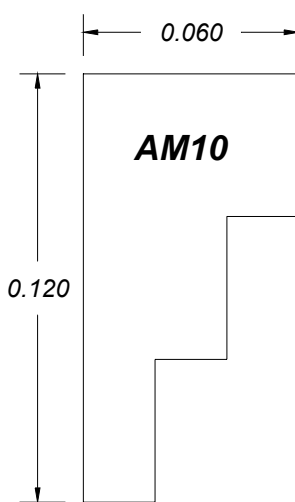
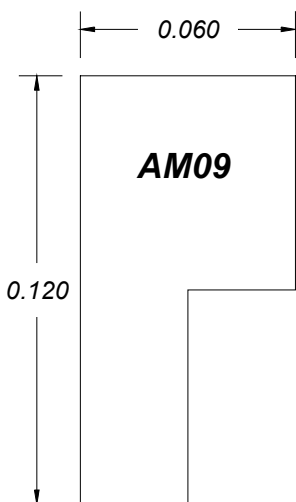
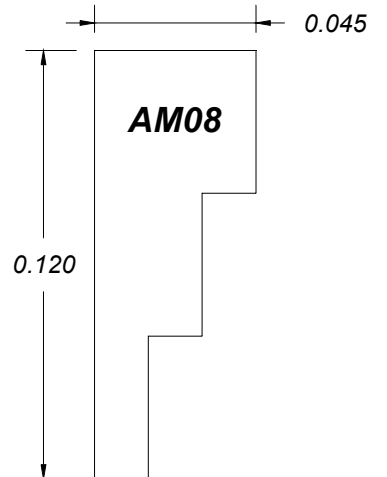
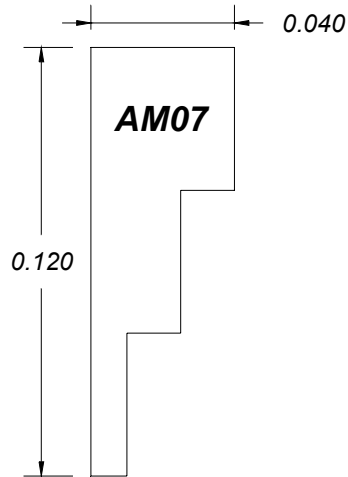
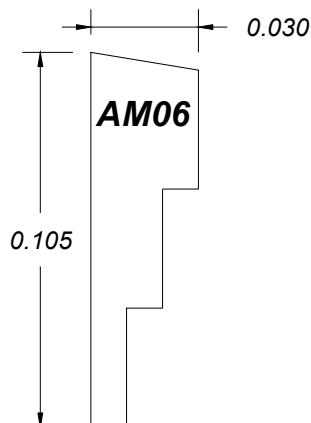
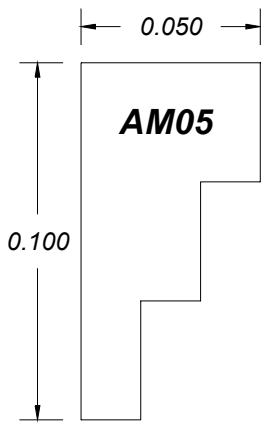
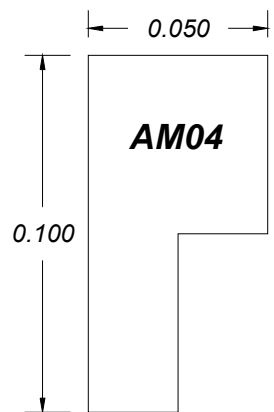
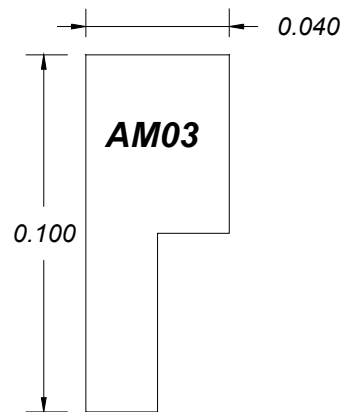
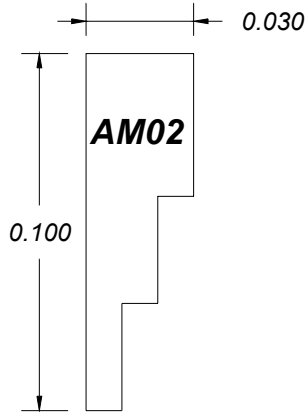
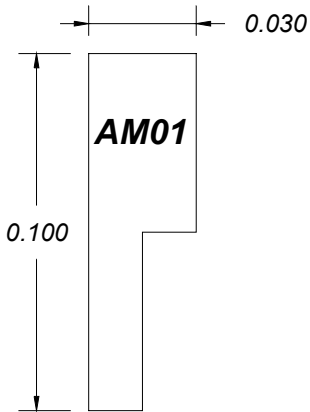


<b>SM101</b> 80 x 25mm	<b>SM251</b> 200 x 40mm
<b>SM111</b> 100 x 25mm	<b>SM261</b> 200 x 50mm
<b>SM121</b> 100 x 30mm	<b>SM271</b> 220 x 30mm
<b>SM131</b> 100 x 40mm	<b>SM281</b> 220 x 40mm
<b>SM141</b> 100 x 50mm	<b>SM291</b> 220 x 50mm
<b>SM151</b> 120 x 30mm	<b>SM301</b> 250 x 30mm
<b>SM161</b> 120 x 40mm	<b>SM311</b> 250 x 40mm
<b>SM171</b> 120 x 50mm	<b>SM321</b> 250 x 50mm
<b>SM181</b> 150 x 30mm	<b>SM331</b> 280 x 30mm
<b>SM191</b> 150 x 40mm	<b>SM341</b> 280 x 40mm
<b>SM201</b> 150 x 50mm	<b>SM351</b> 280 x 50mm
<b>SM211</b> 180 x 30mm	<b>SM361</b> 300 x 30mm
<b>SM221</b> 180 x 40mm	<b>SM371</b> 300 x 40mm
<b>SM231</b> 180 x 50mm	<b>SM381</b> 300 x 50mm
<b>SM241</b> 200 x 30mm	



# Architectural Mouldings - 0265 813955

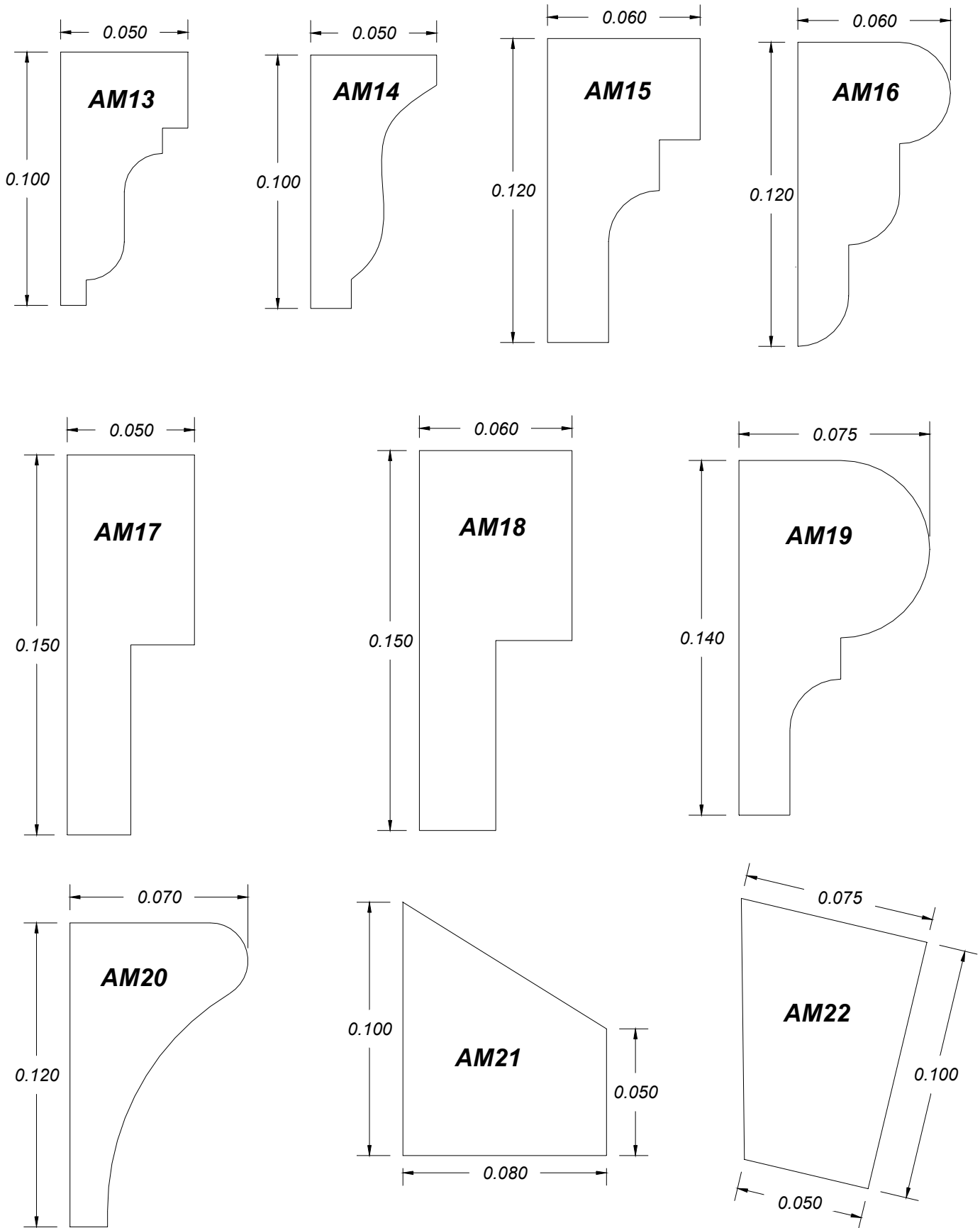
Pick a design, or we can produce your own custom shapes at no extra cost.

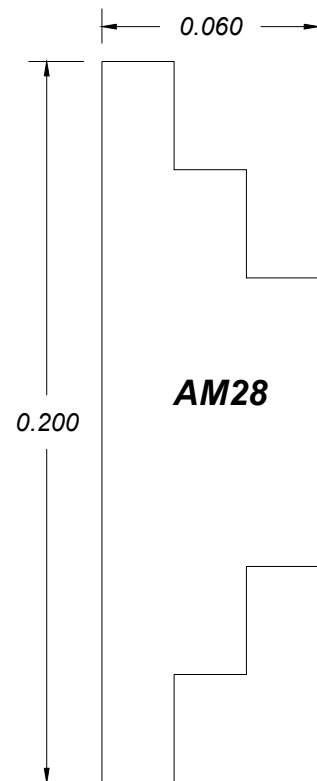
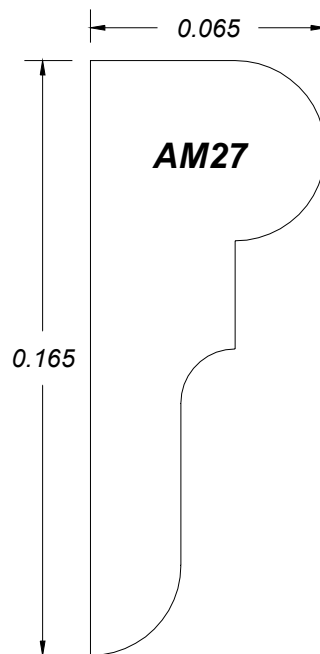
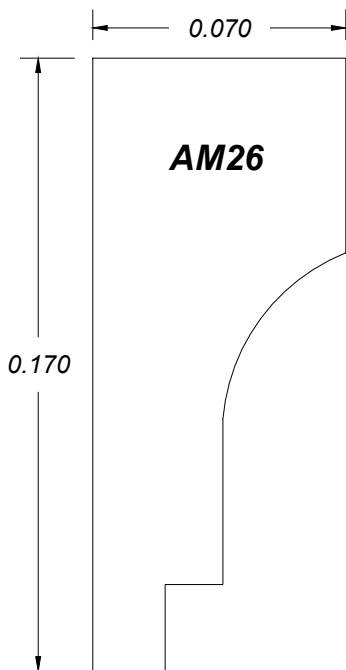
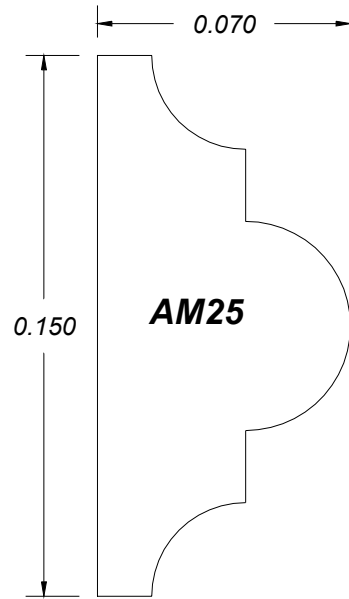
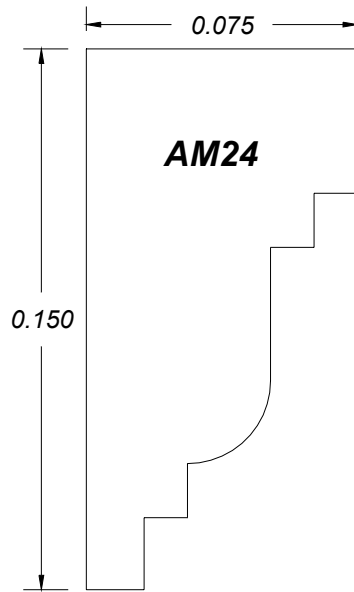
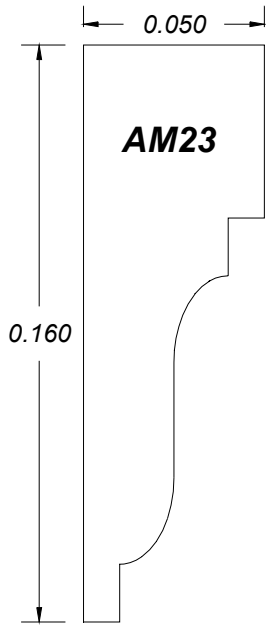




# Architectural Mouldings - 0265 813955

Pick a design, or we can produce your own custom shapes at no extra cost.

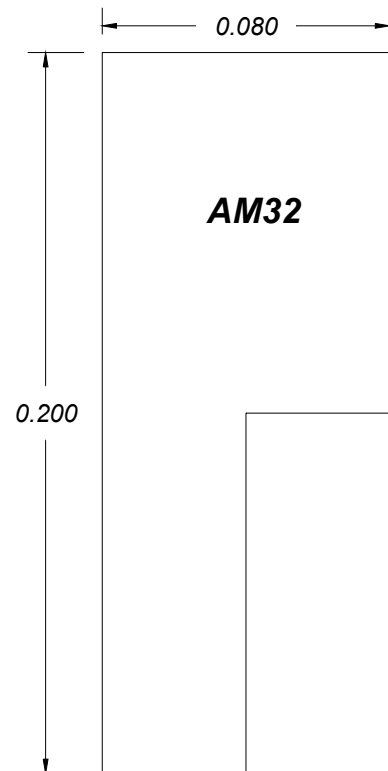
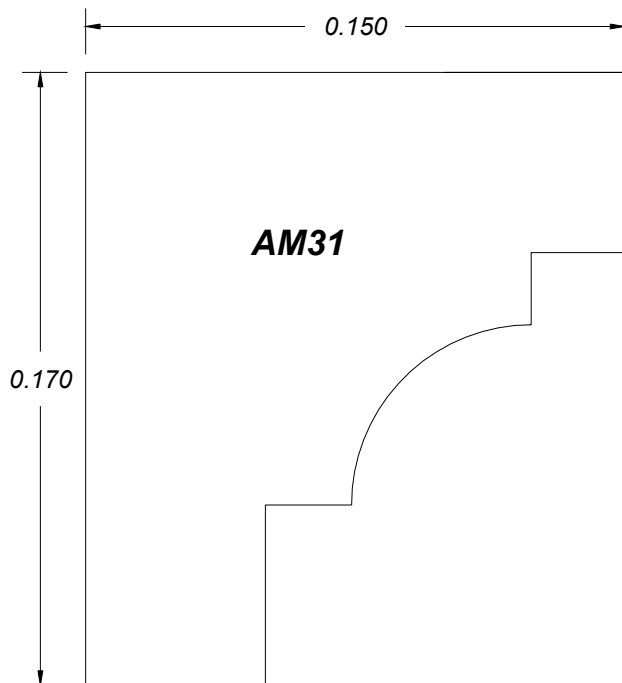
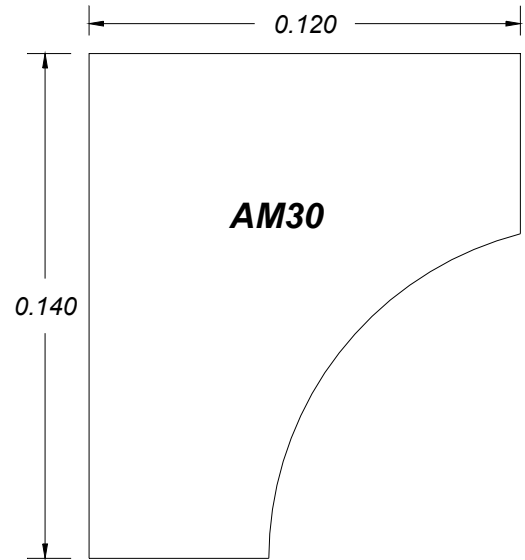
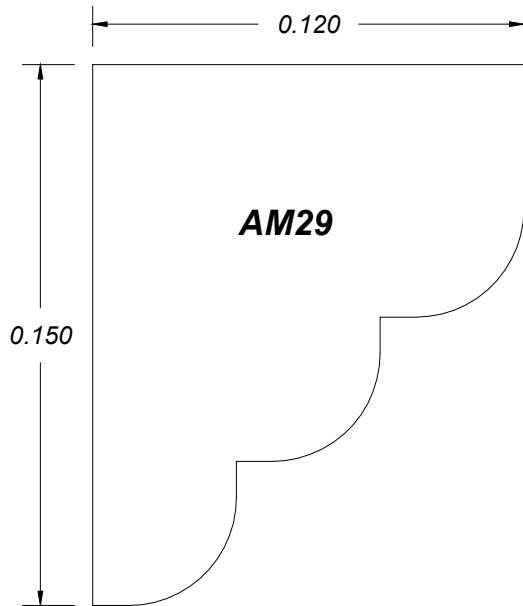






# Architectural Mouldings - 0265 813955

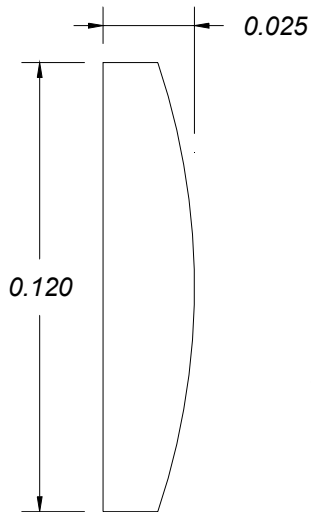
Pick a design, or we can produce your own custom shapes at no extra cost.



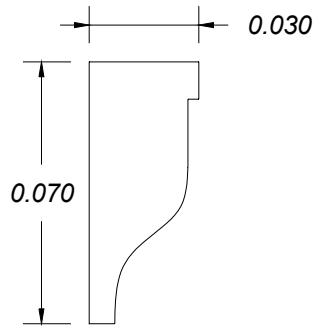


## Architectural Mouldings - 0265 813955

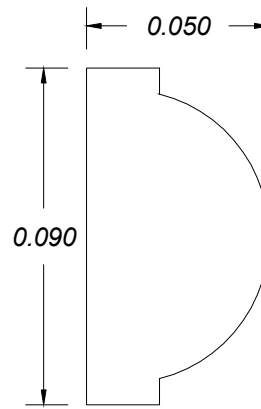
Pick a design, or we can produce your own custom shapes at no extra cost.



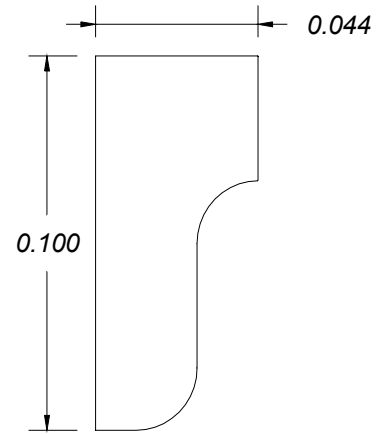
**AM33**



**AM34**



**AM35**



**AM36**



### CONTACT DETAILS



**FOAM ALONE products are manufactured in Port Macquarie NSW**

**Our details are as follows :**

**Address : 3 / 23 Chestnut Road PORT MACQUARIE N.S.W. 2444**

**Phone : 0265 813955**

**Fax : 0265 813736**

**E-mail : [sales@foamalone.com.au](mailto:sales@foamalone.com.au)**

**Web : [www.foamalone.com.au](http://www.foamalone.com.au)**

## **More Information**

The aim of this catalogue is to provide a cross-section of what can be achieved using *FOAM ALONE*'s Sandstone finished products.

Use this as a guide to create your own distinctive style.

All profiles and shapes in this catalogue can be altered in size & design to suit your needs.

To create your own design or profile, simply a drawing or sketch with dimensions is all that is needed to custom make your ideas.

Moulding profiles are supplied in standard 2.5m lengths.

Our products are all supplied with a sandstone finish ready for painting, rendering and fixing.

For ordering or quotes, simply specify the item's code from this catalogue, and the number of 2.5m lengths required or how many meters.

A written quote will be supplied for confirmation of order, which must be signed before we will go ahead with manufacture.

All prices quoted with be ex-factory.



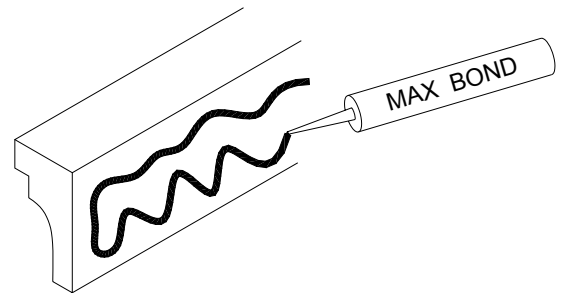
# FOAM ALONE

## INSTALLATION INSTRUCTIONS

1. Cut mouldings to desired length (*allowing for expansion joints if required*) using power drop saw or fine toothed hand saw (hack saw).

2. Apply *Fast Grip Max Bond* or *EnerFoam* liberally to back of mould. Then firmly apply mould to building surface, Remove, allow glue to become tacky (touch dry), Firmly reapply to surface.

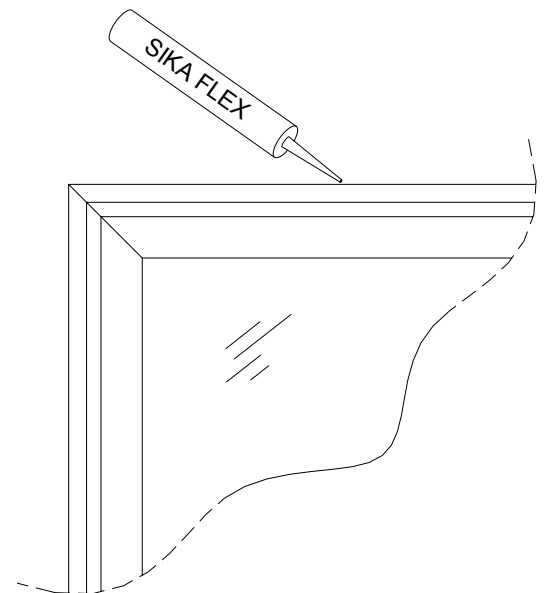
*\*\* note – EnerFoam goes off a lot faster than Maxbond ! \*\**



3. If required, patch all Ends & Joints with Joining Kit available from us.

4. Seal between moulding and building surface with Sikaflex.

5. The moulds are now ready for render / granosite finish to be applied.



**\*\*\* Remember – if in doubt about glues etc, test on raw foam first! \*\*\***